

SPECIALTY PRODUCTS

Paper Discs	34
Milk Sediment Discs	34
Blaine Test Paper	34
Blood Sampling Paper (Nobuto's)	35
Phase Separating Filters	35
Disposable Ultrafilter Units	36

PAPER DISCS

- Made of pure cellulose fibers
- High absorbency
- Three types are available for following applications
 - Antibiotic assay
 - Detection of Antimicrobial substances in Carcass
 - Detection of Benzylpenicillin in meat

ORDERING INFORMATION

	Catalog No.	Diameter(mm)		Package
Paper Disc for Antibiotic Assay	49005010	Thick	8	1,000
	49005020	Thin	8	1,000
	49005040		6	1,000



Paper Discs

	Catalog No.	Diameter (mm)	Thickness (mm)	Absorbing Capacity (mL/disc)	Package
Paper Disc for Antimicrobial Substances	49006010	10	1.1	0.07~0.08	1,000
Paper Disc for Benzylpenicillin	49007010	10	1.5	0.2	100

Milk Sediment Discs

- Made of long refined cotton fibers

APPLICATION

- Detection of contaminant in dairy products

Grade	Catalog No.	Diameter	Color	Package
No. 1026	49015010	33 mm	White	50
No. 1026-B	49015020	33 mm	Black	50



Milk Sediment Discs

Blaine Test Paper

- Standard for testing cement using the Blaine air permeation test
- 12.7 mm diameter discs

ORDERING INFORMATION

	Catalog No.	Package
Blaine Test paper	01511012	250



Blaine Test Papers

Blood Sampling Paper(Nobuto's)

- Collect blood on the narrow end of the strip and allow to dry on the convenient drying rack for easy and efficient sample handling
- Strip holds approximately 0.1 mL of blood or 0.04 mL of serum
- High purity cellulose paper yields a fine, textile like structure ideal for uniform sampling
- Dried samples can be analyzed, stored, or mailed without refrigeration

Typical blood collection applications:

- Toxoplasmosis (HA)
- Hanta Virus
- New Castles Disease (HI)
- Canine Distemper (VN)
- Measles (Rubeola) (HI)
- Japanese Encephalitis (HI, VN)
- Mycoplasmosis (AG)
- Hog Cholera (VN)

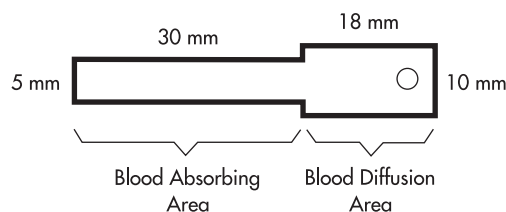
ORDERING INFORMATION

	Catalog No.	Package
Blood Sampling Paper (Nobuto's)	49010010	100
Filter Strip Drying Rack	49010520	Each



Nobuto Blood Filter Strips and Drying Rack.

Nobuto Strip: Actual Size



Phase Separating Filters

- **Separate** aqueous and non-aqueous phases of mixtures
- **Hydrophobic** filters retain aqueous phase while non-aqueous phase passes through
- **Choice of materials:** Grade No. 2S is silicone treated cellulose
Grade PF is pure PTFE

SPECIFICATIONS

Grade	Substrate	Weight (g/m ²)	Thickness (mm)	Nominal Rating (μm)	Collection Efficiency (%; 0.3 μm DOP)
No. 2S	Silicone Treated Cellulose	120	0.26	5	-
PF020	PTFE	500	0.54	2	99.9
PF040	PTFE	500	0.95	4	95.0
PF050	PTFE	210	0.36	5	85.0
PF060	PTFE	240	0.50	6	75.0
PF100	PTFE	500	1.00	10	70.0

ORDERING INFORMATION

Grade No. 2S:

- Available in discs in the following diameters (mm): 55, 70, 90, 110, 125, 150, 185, 240, 270
- Packages of 100
- Order by specifying first the grade of paper then the diameter, e.g. (No. 2S, 110 mm)

PTFE Filter – all grades:

- Available in discs in the following diameters (mm): 55, 70, 90, 110, 125, 150
- Available in sheets: 300 x 300 mm

Order by specifying first the grade of paper then the diameter, e.g. PF040, 55mm.

Disposable Ultrafilter Units

- **Concentrate** samples with built-in polysulfone ultrafilter
- **Easy to use** units require only syringe pressurization and do not require a centrifuge
- **Clear** housings enable visual confirmation of the filtration process
- **Low adsorption** for maximum sample recovery
- **Disposable** units for simple operation and clean-up

SPECIFICATIONS


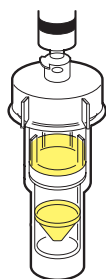
- Molecular weight cut off 10,000(USY-1), 50,000(USY-5) and 200,000(USY-20)
- Filter diameter: 16mm
- Cell capacity: 2mL
- Maximum temperature: 50°C
- Material: Polysulfone (Filter), Acrylic(Cells) and Polypropylene(Caps)
- Sterilization: 25% Ethanol or 5% Formalin
- Effective filtration area: 2.0cm²
- Minimum recovery volume: 0.5mL
- Maximum pressure: 0.29MPa



USY Series Ultrafilter Units

OPERATION INFORMATION

1. Prepare unit for use. Dispense sample (approx. 1-2 mL) into the retentive cell by pipet.
2. Place cap on the retentive cell. Using a syringe, pressurize the unit with air.
3. Disassemble unit when filtration is complete: concentrated sample and/or filtrate can be analyzed.



SAMPLE COLLECTION DATA

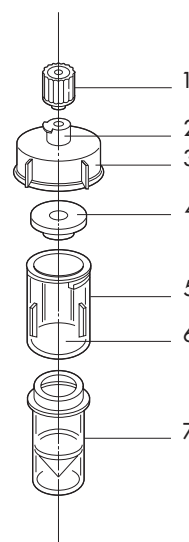
Grade		USY-1	USY-5	USY-20
Molecular Weight Cut Off		10,000	50,000	200,000
Solute	Molecular weight			
Lysozyme	14,800	>98	50	-
Myoglobin	16,800	>95	40	-
α-Chymotrypsin	24,500	>98	85	-
β-Lactoglobulin	35,000	>98	85	10
Ovalbumin	44,000	>98	95	60
Albumin (0.01%)	64,000	>98	>98	-
Bovine Albumin	67,000	>98	>90	60
β-Globulin	110,000	>98	>98	>95
γ-Globulin	160,000	>98	>98	>90

ORDERING INFORMATION

Grade	USY-1	USY-5	USY-20
Catalog No.	39651001	39651005	39651020
Quantity per Package*	24	24	24

*Luer cap, Cell Cap and Silicone Check Valve are contained 4 each.

USY Series Unit Assembly



1. Luer Cap
2. Luer Lock Inlet
3. Cell Cap
4. Silicone Check Valve
5. Retentive Cell
6. Ultrafilter
7. Filtrate Cell